

[1]

EU-TYPE EXAMINATION CERTIFICATE

[2]

Equipment intended for use in potentially explosive atmospheres
Directive 2014/34/EU – Annex III

[3]

Certificate Number:

EPT 16 ATEX 2513 X

issue 1

[4]

Equipment:

Pilot casing flameproof enclosure

REP

[5]

Manufacturer:

TURBO S.R.L.

[6]

Address:

Via Po n° 33/35, 20811 Cesano M.no (MB)

[7]

This equipment and its accepted variations are specified in the annex to this Certificate.

[8]

Eurofins Product Testing Italy S.r.l., Notified Body n. 0477 in accordance with Article 21 of the Directive 2014/34/EU of the European Parliament and of the Council of 26th February 2014, certifies that this equipment has been found to comply with the Essential Health and Safety Requirements relating to the design and construction of equipment intended for use in potentially explosive atmospheres given in Annex II of the Directive. The examination and test results are recorded in the confidential Report N°EPT.19.REL.01/1913021

[9]

Compliance with the essential health and safety requirements is assured through the verification of them and by compliance with the standard:

EN 60079-0:2012+A11:2013, EN 60079-1:2014, EN 60079-31:2014

[10]

If the sign "X" is placed after the Certificate number, it indicates that the equipment is subject to the special conditions for safe use specified in the annex to this Certificate.

[11]

This EU -TYPE EXAMINATION CERTIFICATE relates only to the design, the exam and the tests of the specified equipment.

Further requirements of the Directive 2014/34/EU apply to the manufacture and supply of this equipment. These requirements are not object of this Certificate.

[12]

The equipment shall include the sign  and the following strings:


II 2 GD**Ex db IIB T4 Gb****Ex tb IIIC T135°C Db** $-20^{\circ}\text{C} \leq T_a \leq +80^{\circ}\text{C}$

or

 $-40^{\circ}\text{C} \leq T_a \leq +80^{\circ}\text{C}$ 

Place and date of issue:

Torino, 2019-11-26



Dionisio Bucchieri
Directive Responsible



Paolo Trisoglio
Managing Director

**PRD N° 119B**

Membro degli Accordi di Mutuo Riconoscimento EA, IAF e ILAC
Signatory of EA, IAF and ILAC Mutual Recognition Agreements



This Certificate has 4 pages and it is reproducible only in its entirety. Conditions of validity are reported below.

[13]

ANNEX

[14]

EU-TYPE EXAMINATION CERTIFICATE N. EPT 16 ATEX 2513 X

issue 1

[15] **Equipment description**

The pilot casing flameproof enclosure series REP are designed to remote control pneumatic diaphragm valves for dedusting plants.

The equipment is suitable for gas group IIB and dust group IIIC and has respectively the type of protection "Ex db" and "Ex tb".

The equipment is composed of:

- The enclosure made in aluminium "EN AB 46100 (not painted)
- O-rings and gasket made in silicone
- Up to 8 solenoid
- Up to 4 cable gland already certified (on request)
- The heater resistance (on request)
- The blanking elements already certified for unused holes (on request)

Electrical and mechanical characteristics:

Rated supply of solenoids:	12÷24 Vdc or 24÷220 Vac
Rated frequency:	50/60 Hz
Maximum power of solenoid:	23 W
Rated supply of heating device:	24 Vdc / 24 Vac or 115÷230 Vac
Rated frequency:	50/60 Hz
Degree of protection:	IP6x
Ambient temperature.	(-40°C ÷ +80°C) or (-20°C ÷ +80°C)

Cable entries:

The accessories used for cable entries and for unused holes must be covered by a separate certification according to applicable standards EN 60079-1 and EN 60079-31.

Warning label

- After de-energizing, delay 15 minutes before opening
- Use screw quality A2-70
- Joints cannot be repaired


Routine tests

None

**PRD N° 119B**

Membro degli Accordi di Mutuo Riconoscimento EA, IAF e ILAC
Signatory of EA, IAF and ILAC Mutual Recognition Agreements

Dionisio Bucchieri
Directive Responsible



Page 2 of 4
2019-11-26

[13]

ANNEX

[14]

EU-TYPE EXAMINATION CERTIFICATE N. EPT 16 ATEX 2513 X

issue 1


Type designation:

XXX XX X XX X X XX X X X XXXX

Option (*)

Enclosure and pilot fitting configuration (*)

Ambient temperature:

B = -20°C ÷ +80°C – NBR 70 sh seals

D = -40°C ÷ +80°C – Silicone 70 sh seals

Heating element:

H = Heating element 24Vdc 24Vac

I = Heating element 115Vac 230Vac

Cable entry devices characteristics (*)

Cable entry device thread:

0 = No cable gland

N = NPT Thread of the cable gland

Number of cable gland:

0 = No cable gland

1÷4 = with n°1 ÷ n°4 cable gland

Zone:

21 = Suitable for Zone 1 and Zone 21 hazardous area

Pilots characteristics:

D = Remote pilots 12Vdc 23W

E = Remote pilots 24Vdc 12W

U = Remote pilots 24Vdc 18W

B = Remote pilots 24Vac 50-60 Hz

Z = Remote pilots 48Vac 50-60 Hz

L = Remote pilots 110Vac 50-60 Hz

M = Remote pilots 220Vac 50-60 Hz

Pilots quantity:

1÷8 = with n°1 ÷ n°8 remote pilots

Series:

REP = TURBO enclosure remote pilots series

Note:

The attributes reported with the symbol (*) are not involved in the Ex safety aspects.


[16] Assessment Report n° EPT.19.REL.01/1913021

This EU-Type Examination Certificate is released after the positive result of the conformity assessment of the Council Directive 2014/34/EU and to harmonized technical standards listed in this certificate performed by the Notified Body Eurofins Product Testing Italy S.r.l., and reported in the Assessment Report above cited.


PRD N° 119B

Membro degli Accordi di Mutuo Riconoscimento EA, IAF e ILAC
Signatory of EA, IAF and ILAC Mutual Recognition Agreements

Dionisio Bucchieri
Directive Responsible



Page 3 of 4
2019-11-26

[13]

ANNEX

[14]

EU-TYPE EXAMINATION CERTIFICATE N. EPT 16 ATEX 2513 X

issue 1


[17] **Specific conditions of use**

Flameproof joints are not intended to be repaired.

[18] **Essential Health and Safety Requirements**

Assured by compliance with harmonized standards.

[19] **Descriptive documents**

The equipment object of this Certificate are described by the following documents that are scheduled documents and therefore they cannot be modified without the explicit authorization of the Notified Body.

Type of document	Document identification	Rev.	Date
Technical Description	TcDsc 011	05	2019-10-28
Safety instructions	InMn 022 PCFE	02	2019-10-28
Marking label	DP19261R1	1	2019-10-21
Enclosure - base	DP19279	2	2019-07-05
Enclosure – cover	DP19280	2	2019-07-05
Part list	DP17902	1	2017-10-12
SELF-REGULATING HEATING ELEMENT 110/240 VAC	TCS 4301036	00	2018-11-30
SELF-REGULATING HEATING ELEMENT 12-24-30 VAC/VDC	TCS 4301037	00	2018-11-30
Gasket data sheet	Compound VMQ 75 – F6 ROSSO	03	2015-06-03

[20] **Terms and conditions**

The product liability rests with the Manufacturer, his representative or, in the absence of a representative, with the importer, in accordance with the General Product Safety Directive 2001/95/EC.

The following conditions may render this certificate invalid:

- changes in the design or construction of the product;
- changes or amendments to the Directive;
- changes or amendments in the standards which form the basis for documenting compliance with the essential requirements of the 2014/34/EU Directive.


[21] **History**

Issue	Description	Date
0	- First Emission.	2016-09-28
1	- Equipment marking has been updated. - Heating resistance element has been changed. - Dimensional tolerances has been added.	2019-11-26


PRD N° 119B

Membro degli Accordi di Mutuo Riconoscimento EA, IAF e ILAC
Signatory of EA, IAF and ILAC Mutual Recognition Agreements

Dionisio Bucchieri
Directive Responsible



End of Certificate

Page 4 of 4
2019-11-26